



**DEPARTMENT OF DEFENSE
SEXUAL ASSAULT PREVENTION
AND RESPONSE OFFICE**

**DoD Sexual Assault Prevention
and Response Metrics:
National Guard Bureau
Response Systems Panel
November 7, 2013**

DoD SAPR Metrics 1.0

Trends

- Metric 1 – Reports of Sexual Assault
- Metric 2 – Military Victim Reports Per 1000 Service Members
- Metric 3 – Percentage of Sexual Assault Reports for Incidents Occurring Prior To Service
- Metric 4 – Voluntary Conversions from Restricted to Unrestricted Reports

Snapshots

- Metric 5 – Investigation Length
- Metric 6 – Full Time SAPR Personnel Certification

DoD SAPR Metrics 2.0

Proposed

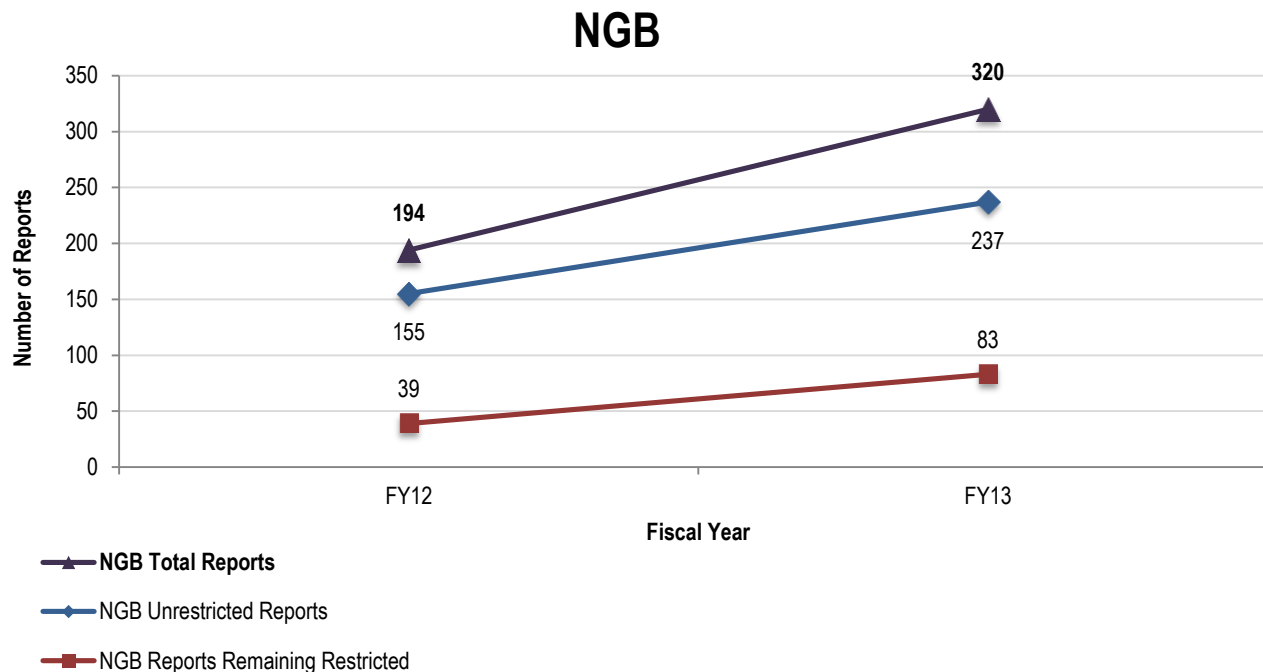
Additional Trend Metrics

- Metric 7 – Command Action for Military Subjects under DoD Legal Authority
- Metric 8 – Sexual Assault Court-Martial Outcomes
- Metric 9 – Prevalence vs. Reporting
- Metric 10 – Percentage of Subjects With Victims Declining To Participate in Military Justice Action
- Metric 11 – Percentage of Penetrating Crimes in Workplace and Gender Relations Surveys
- Metric 12 – Interval Between Incident and Report

Additional Snapshot Metrics

- Metric 13 – DoD IG Closed Sexual Assault Investigation Review
- Metric 14a – Chain of Command Confidence Index by Gender
- Metric 14b – Chain of Command Confidence Index by Rank
- Metric 15a – Intent To Report a Sexual Assault by Gender
- Metric 15b – Intent to Report a Sexual Assault by Rank
- Metric 16a – Bystander Intervention Index by Gender
- Metric 16b – Bystander Intervention Index by Rank
- Metric 17a – Perceived Barriers To Reporting by Gender
- Metric 17b – Perceived Barriers To Reporting by Rank

Metric 1: Reports of Sexual Assault



Reports of Sexual Assault	Total (+/-)	=	Unrestricted (+/-)	+	Restricted (+/-)	% of Reports Restricted
NGB FY13	320 (+65%)	=	237 (+53%)	+	83 (+113%)	26%
NGB FY12	194	=	155	+	39	20%

Description: Year to year trend of restricted and unrestricted reports received by the Department.

Frequency: Reported to the SAPR Joint Executive Council (Tank) on a quarterly basis.

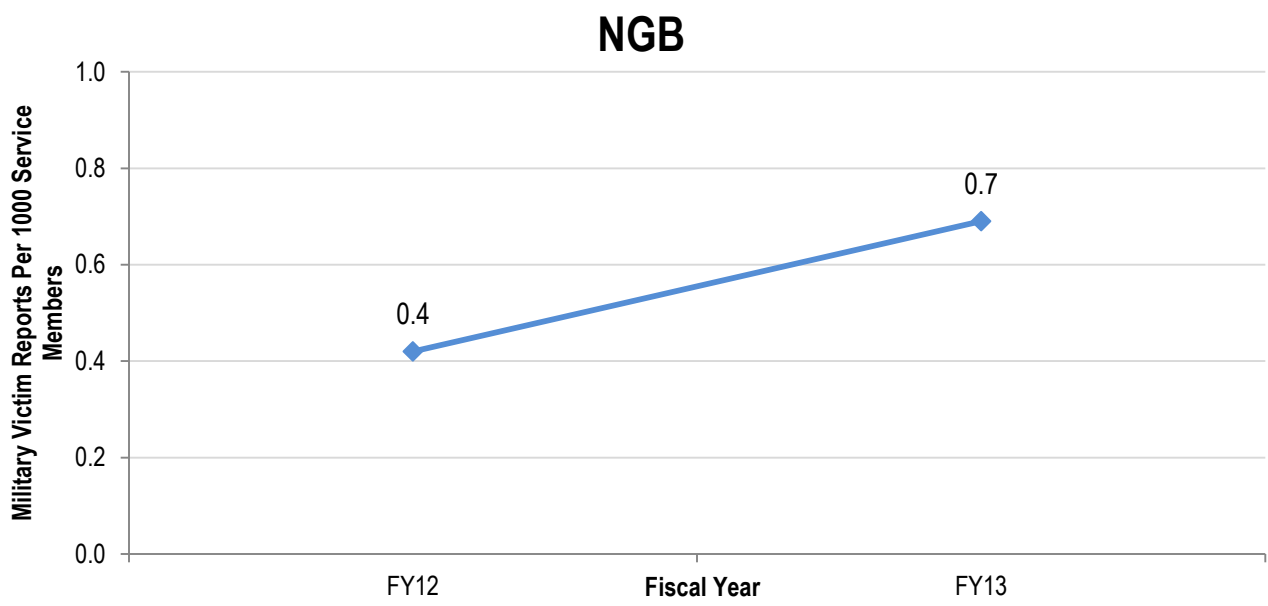
Source: Current Source = Service Reporting, Future Source = Defense Sexual Assault Incident Database (DSAID)

Implication: A change in reports of sexual assault may reflect a change in victim confidence in DoD response systems. The continuing growth of Restricted Reporting may be a sign that victims view this option as a valuable and trustworthy means to access support while maintaining confidentiality.

Summary Points:

- The data shows an unprecedented 46% increase in reports of sexual assault in DoD through Q3 FY13, compared with Q3 FY12. All four Services and the Guard show this increase in reporting through Q3, FY13.
- The increase in reporting of sexual assault creates more opportunity for victim care and holding offenders appropriately accountable.

Metric 2: Military Victim Reports Per 1000 Service Members



	<i>NGB FY12</i>	<i>NGB FY13</i>	<i>DoD Thru FY13, Q3</i>	<i>DoD Thru FY12, Q3</i>
Victim Reports /1000 Service Members	0.42	0.69	2.3	1.5
Rate/1000 Women	2.40	3.93		12.4
Rate/1000 Men	0.05	0.06		0.4

Description: Standardized, year to year trend of sexual assault reports by Service members, which can be used by commanders to assess their individual unit reporting rates. Calculated by taking the total number of military victims in Unrestricted and Restricted Reports, multiplying that total by 1000, and then dividing by Active Duty Service End Strength.

Frequency: Reported to the SAPR Joint Executive Council (Tank) on a quarterly basis.

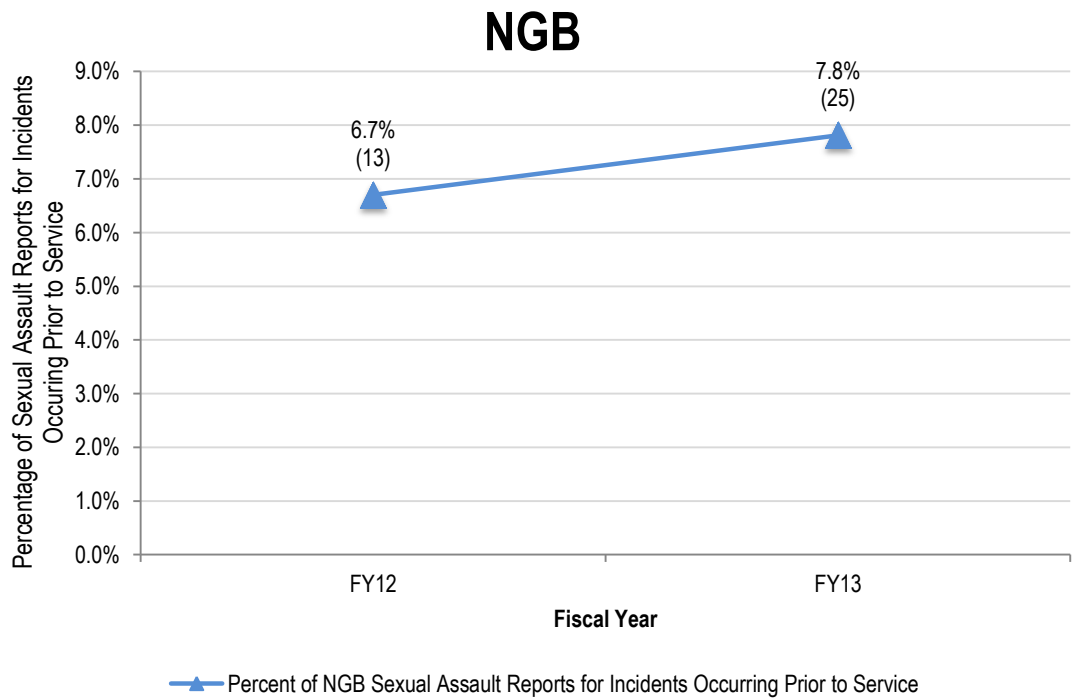
Source: Current Source = Service Reporting, Future Source = DSAID

Implication: The rate creates a reporting statistic which does not vary with force size and is comparable across Services. A change in reports of sexual assault may reflect a change in victim confidence in DoD response systems.

Summary Points:

- The data shows an unprecedented increase in reports of sexual assault in DoD through Q3 FY13, compared with Q3 FY12. All four Services and the Guard show an increase in reporting through Q3, FY13.
- The increase in reporting of sexual assault creates more opportunity for victim care and holding offenders appropriately accountable.

Metric 3: Percentage of Sexual Assault Reports for Incidents Occurring Prior to Service



Description: Of the restricted and unrestricted reports received each year, this metric tracks the portion of sexual assaults reported by Armed Forces members that occurred prior to military service. This percentage is calculated by dividing the number of Unrestricted and Restricted Reports made for an incident that occurred prior to military service by the total number of Unrestricted and Restricted Reports for the year.

Frequency: Reported to the SAPR Joint Executive Council (Tank) on a quarterly basis.

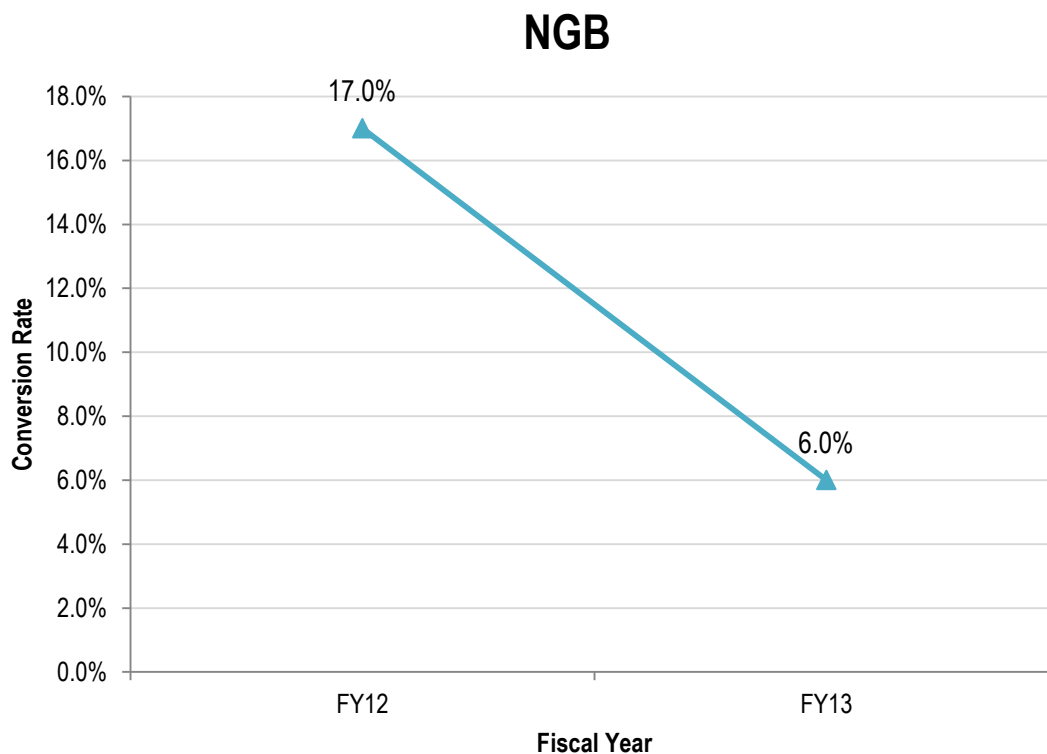
Source: Current Source = Service Reporting, Future Source = DSAID

Implication: The choice to make a sexual assault report for an incident occurring prior to service creates increased opportunity for victim care, and may imply a level of victim confidence in DoD response systems.

Summary Point:

- Generally, there is an upward trend in the percentage of prior-to-service incidents being reported, which may reflect greater confidence in DoD response systems.

Metric 4: Voluntary Conversions from Restricted to Unrestricted Reports



Description: Year to year trends in the percentage of Restricted Reports converting to Unrestricted Reports of sexual assault. This percentage is calculated by dividing the number of Restricted Reports that converted to Unrestricted Reports by the initial number of Restricted Reports received during the year.

Frequency: This data will be reported to the SAPR Joint Executive Council (Tank) on an annual basis.

Source: Current Source = Service Reporting, Future Source = DSAID

Implication: Conversions by victims making Restricted Reports may indicate increased victim confidence and desire to participate in the military justice system.

Summary Point:

- In the DoD, rates of conversion to Unrestricted Reporting have stayed stable at about 14-15%, with the exception of FY12 (16.8%)




DEPARTMENT OF DEFENSE
SEXUAL ASSAULT PREVENTION
AND RESPONSE OFFICE

“Snapshots”

- Metric 7 – Investigation Length
- Metric 8 – Full Time SAPR Personnel Certification

Metric 5: Investigation Length



Complete FY13 Data Not Yet Available

Investigations Information

DoD Thru FY13, Q3

Completed Year to Date	1479
Average Investigation Length (Days)	104.5
Median* Investigation Length (Days)	95.5

Description: Baseline average and median investigation lengths of sexual assault investigations for each Military Criminal Investigative Organization (MCI O). Length measured from date of victim report to date that all investigative activity is completed.

Frequency: This data will be reported to the SAPR Joint Executive Council (Tank) on a quarterly basis.

Source: MCI Os (CID, NCIS, and AFOSI)

Implication: This establishes a baseline for future comparisons and expectations about investigation length. Investigation Length is not a measure of a thorough and professional investigation and may vary greatly depending on the complexity of the allegation and evidence

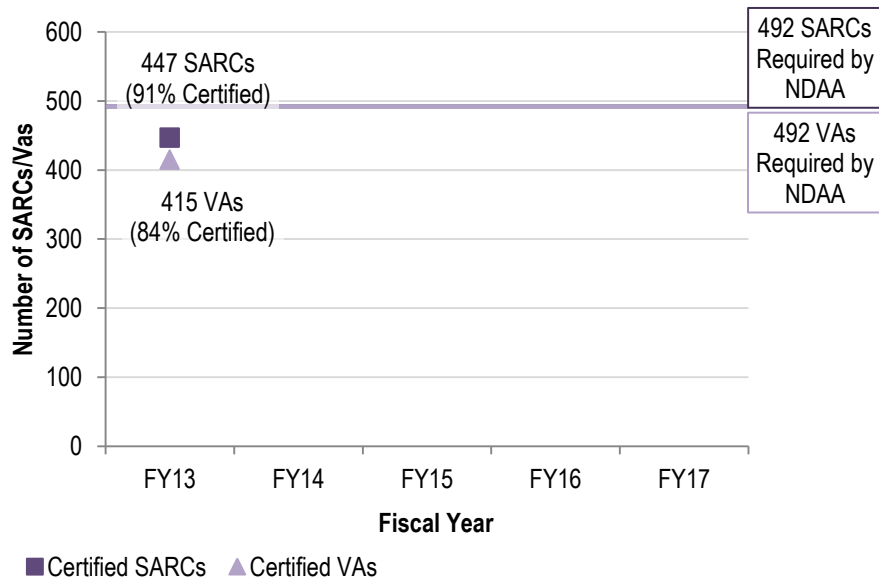
Summary Point:

- On average, a criminal investigation in the DoD takes a little over 3 months

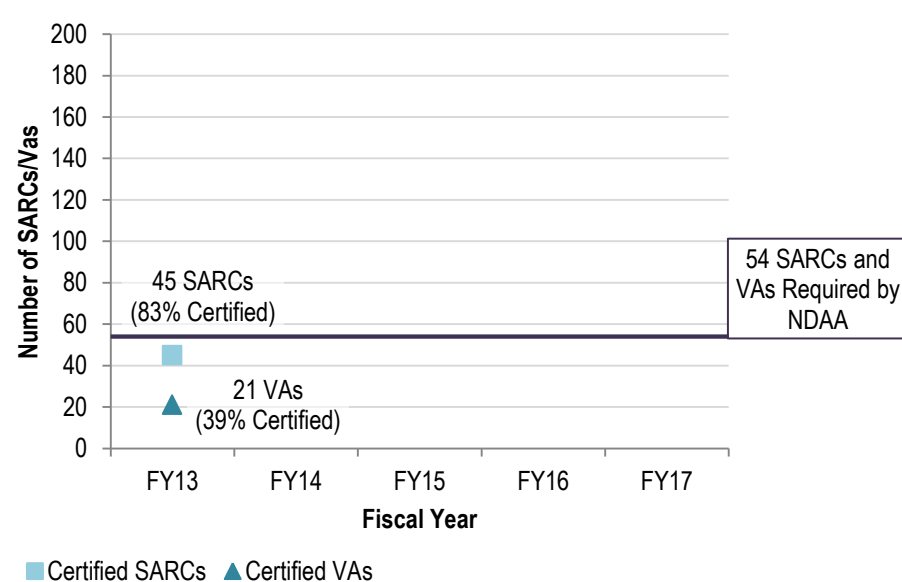
**Note: The median is a "midpoint" for a set of numbers; it is the value for which half are above and half are below. Unlike an average, the median is less influenced by outliers in a set of numbers.*

Metric 6: Full Time SAPR Personnel

DoD



NGB



	NGB		DoD	
	EoY		EoY	
SARC FTEs Required by NDAA	54		492	
On Duty	53		471	
Certified (% of Required)	45	83%	447	91%
VA FTEs Required by NDAA	54		492	
On Duty	30		444	
Certified (% of Required)	21	39%	415	84%

Description: Status of manning and certification of Sexual Assault Response Coordinators and Victim Advocates required by FY12 National Defense Authorization Act (NDAA). The “percent certified” is calculated by dividing the number of certified SARC/VAs by the number of SARC/VAs required by the FY12 NDAA.

Frequency: This data will be reported to the SAPR Joint Executive Council (Tank) on a quarterly basis.

Source: Service Manning Data Implication: Shows certification status of the legally-required SAPR responders.

Summary Point:
All Services on track for End Of Year (EoY) manning and certification in compliance with FY12 NDAA